

SUNDOWNER™ LED – up to 18 year Maintenance Cycle

Earn LEED Energy Credits



Dick's Sporting Goods

FEATURES	BENEFITS	APPLICATIONS
<ul style="list-style-type: none"> • Two sizes - four wattages • Cut-off Dark Sky optics • Use 80% less energy • Use 30% less cut-off fixtures • 70,000 Hour System Life • Diecast aluminum housings • Stainless Steel Hardware • Field replaceable components 	<ul style="list-style-type: none"> • Visibility optimized to task • Non-obtrusive • Lowest owning cost • Lowest first cost • 16-18 year maintenance cycle • Durable construction • Long life components • Easily maintainable 	<ul style="list-style-type: none"> • School facades • Commercial buildings • Theaters • Universities • Indoor walkways • Tunnels • Parking Structures • Doorways

Specifications/Features

GENERAL

- Premium constructed LED wall mounted luminaire
- Lowest possible energy
- No maintenance for up to 18 years

CONSTRUCTION

- Die cast hinged front and rear housing
- Built in template for electrical box mounting
- Stainless steel captive fasteners
- Polyester powder finish
- Adaptive LED optics
- Custom colors
- Continuous closed cell captive gasket
- Clear Tempered glass lens
- LED obscuring stippled lens
- Heat sunk LED boards
- Low LED junction temperatures

LISTINGS/ELECTRICAL

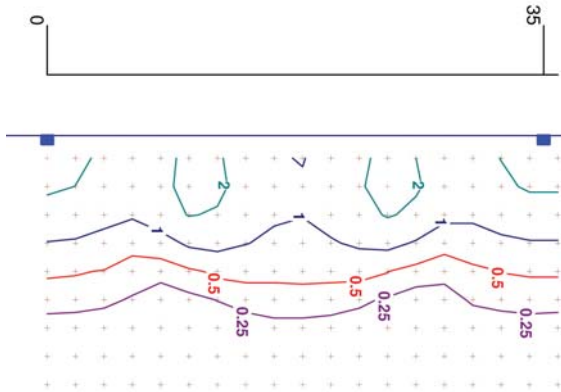
- ETL wet location listed for US and Canada
- Electronic LED driver
- Five year limited warranty
- -20°F starting
- 7W, 21W, 35W & 62W sizes

Patent Pending

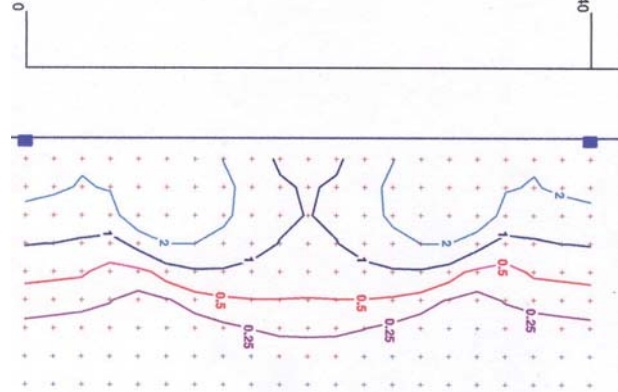


Photometrics


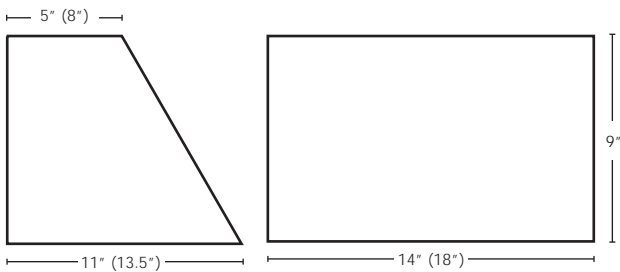
SND-14B-12L-S
10' mounting - 35' spacing
ITL Test # 14248




SND-14B-20L-S
10' mounting - 40' spacing
ITL Test #14245



Dimensions - 14" & 18"



Stippled Lens Hides LED's



SNDR LED Heat Sink

SUNDOWNER LED Catalogue Numbers

SND	14	B	20L	S	1	
SND						Voltage 1 - 120V 2 - 277V 3 - 347V
Size 14 - 14" 18 - 18"						Tempered Lens S - Stippled glass G - Clear glass
Finish B - Dark bronze C - Custom RAL						LEDs 14 Inch 4L - 4 LEDs (7W) 12L - 12 LEDs (21W) 20L - 20 LEDs (35W) 18 Inch 40L - 40 LEDs (62W)



Wire Guard



Poly Guard and Yoke

Options

- "/WG" - wire guard
- "/PG" - polycarbonate guard
- "YK" - adjustable mounting yoke (14" only)

Note: Use Guth GPCF inverter for emergency lighting

Project Name:

Type	Catalogue Number	Comments

Guth utilizes the services of U.L. and ETL for listing products
Specifications and data are subject to change without notice.

Guth Lighting is a Philips group brand - 08/08