

SUNDOWNER™ LED QUARTER ROUND – up to 18 year Maintenance Cycle

Earn LEED Energy Credits



FEATURES

- Diecast aluminum housing
- Heat sunk LED boards
- High optical efficiency
- Outstanding uniformity
- Cool white light
- Architectural appearance
- Instant on optics
- Luxeon Rebel LED's
- Manufactured in USA

BENEFITS

- Durable construction
- 60,000 hour+ LED life
- Fewer fixtures
- Better visibility
- Easily maintained
- Enhances building aesthetics
- Lower owning cost
- World class components
- Supports local workforce

APPLICATIONS

- School Facades
- Commercial Buildings
- Theaters
- Universities
- Indoor walkways
- Pedestrian Tunnels
- Parking structures
- Doorways

Specifications/Features

GENERAL

- Premium architectural luminaire
- Lowest possible energy
- No maintenance for up to 18 years

CONSTRUCTION

- Die cast aluminum
- Stainless steel hardware
- Polyester powder paint
- 8 oz. aluminum heat sunk LED boards
- Captive closed cell gaskets
- LED obscuring tempered glass lens
- Quick disconnect replaceable components
- Optional custom RAL colors
- Optional dimming
- Luxeon, white 70 CRI – 4100 K LED's

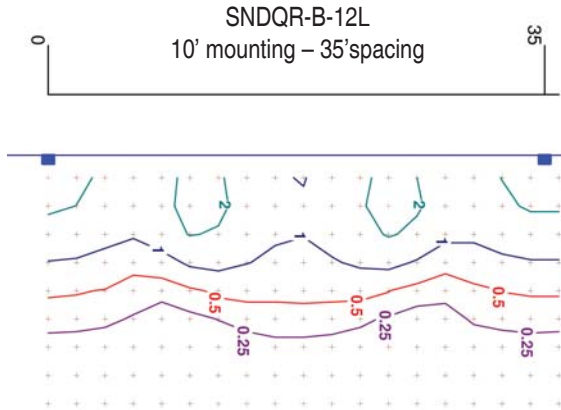
LISTINGS/ELECTRICAL

- Instant on with full output
- Up to 2.5 to 1 spacing
- Cut-off, dark skys optics
- Wet listed for US and Canada
- LED junction temperature below 120°C
- -40°F starting
- Surge protection
- 5 Year limited warranty

Patent Pending



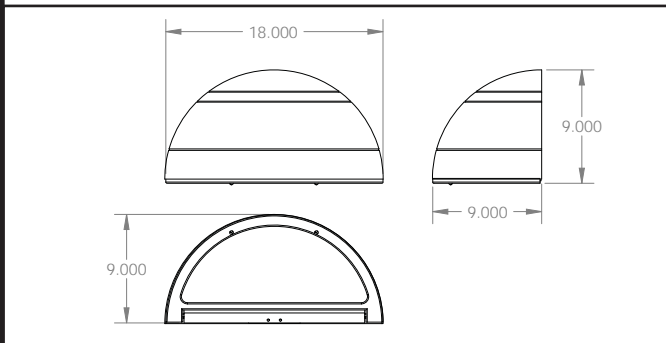
Photometrics




TEN YEAR OPERATING COST COMPARISON

Fixture	Hours/year	Lamp life	Relamp Cost	Watts	Cost/yr at .10 KWH	Power Cost	Total Cost
Sundowner QR	4380	60,000	0	21	\$9.20	\$92	\$92
175 MH Wallpack	4380	10,600	\$150	210	\$92	\$920	\$1070

Dimensions



Stippled Lens Hides LED's



SNDR LED Heat Sink

SUNDOWNER QR LED Catalogue Numbers

SNDQR	18	B	12L	S	2
SNDQR					Voltage 1 - 120V 2 - 277V
Size 18 - 18"					
Finish B - Dark bronze C - Custom RAL				Tempered Lens S - Stippled glass	
			LEDs 4L - 4 LEDs (7W) 8L - 8 LEDs (14W) 12L - 12 LEDs (21W)		



Options

"/PEC" – button photoelectric cell

Note: Use Guth GPCF inverter for emergency lighting

Project Name:

Type	Catalogue Number	Comments

Guth utilizes the services of U.L. and ETL for listing products
Specifications and data are subject to change without notice.

Guth Lighting is a Philips group brand - 03/09